

# The Podcast



Don't miss our new podcast titled "Fortify." The word "fortify" means "to strengthen against any attack," and we know that is what you want for you and those you love. This podcast will help you learn specific ways that you can fortify your family.

Available wherever you get your podcasts, and is also linked in your subscription account at [theredheadedhostess.com](http://theredheadedhostess.com).

## HOW TO

# Use This Download



### PRINTING

If you are having trouble printing, please check the following:

1. You are using a recent version of Adobe Acrobat PDF Reader. This is the most universal PDF reader. If you have a MAC you may be using a different PDF reader and may have issues reading PDFs. Adobe Acrobat PDF Reader is available for free online.
2. If you are having issues with pages being cut off, then as you select "print" and the print dialogue box pops up, check the box "fit."
3. If you are using Adobe and getting any kind of printing error, click the "advanced" button from the Adobe print screen and then select "print as image."

\*If you have any other issues while printing, please reference our Frequently Asked Questions section on our website. The question about printing will give you some more suggestions.



### PROFESSIONAL PRINTING

Please show this to any professional printing services you may be using so they can know that we have given you permission to print this material. It is recommended that they also use Adobe Acrobat PDF Reader to open and print the file.



### SHARING / LEGALITIES

We love you to print on paper as many times as you would like for your personal use (family, calling, or classroom).

We ask you please NOT share this digital file with anyone else. You may give a printed copy but never the actual digital file. In order to own a digital file, it must be purchased.

We ask you to not share passwords to your subscription with anyone outside of your immediate household.

We ask that you do NOT post this file or images from this file on a Facebook page, Instagram account, website, or anything like it for the purpose of sharing or selling it.

We ask that you NOT change this file in any way or take pieces of the file (including clip-art) to create your own files. In order to use any piece of clip-art from this kit for your own creations, it must be purchased separately. Taking art from this kit to create something new for any commercial or personal use is prohibited. This includes translations.

We ask that you do NOT use any part of this file for commercial use in any way. This includes giving any part of this file away.



Dear Teen,

These pages are just for you. There are also items for you in the Scripture Activity Pages file in this kit, but these pages are only for you and are meant to help you learn from the scriptures and see how relevant they are to what you are going through in your life **RIGHT NOW**.

Just print these pages, grab your scriptures and some marking pencils, put on some inspiring music, and study.

*See you next week.*





“Nothing is going to startle  
us more when we pass  
through the veil to the other  
side than to realize how well  
we know our Father and how  
familiar his face is to us.”

---

*President Ezra Taft Benson*

Speeches of the Year, 1974, 313

*How would you answer these questions now? Write your answers below.*

*Then, how would you answer them after you study Moses 1? Use a different color of pen and add to your answers, and watch how much light the scriptures give you!*

**What does God want you to understand about who YOU are?**

**Can you recognize when Satan is trying to deceive you? What can you do to be able to detect and resist him?**

**“You are beloved sons and daughters of God and He is mindful of you. You have come to earth at a time of great opportunities and also of great challenges.”**

*For the Strength of Youth: Message from the First Presidency*

# SCRIPTURE STUDY GUIDE

This guide will help walk you through Moses 1. You can do it all at once or break it up and do it over several days. You do what is best for you. And remember this is a GUIDE. If something is interesting to you, you may want to stop and spend more time on that topic by looking up more scriptures, quotes, writing about it, etc.

Check the box as you complete each part.

- Grab your scriptures, some colored pencils and pens, and then **turn to Moses 1** in your scriptures.
- Here are three important facts about the Book of Moses. Write your favorite facts in your scriptures by the title for this book.



The Book of Moses is a Joseph Smith Translation of Genesis 1:1 through Genesis 6:13.




Moses is the author of the Book of Genesis and, therefore, the Book of Moses because the Book of Moses is a JST (Joseph Smith Translation) of the beginning of Genesis.



The events you will read about in Moses 1 took place sometime AFTER Jesus appeared to Moses at the burning bush and BEFORE Moses delivered the children of Israel from Egypt.

## MOSES 1:1

- Mark** where Moses was. If you would like, you could draw a mountain next to this verse. 

- Many times, the Lord has used mountains to teach sacred things to His servants. In fact, temples have been called “the mountain of the Lord’s house” (see Micah 4:2).

*In what ways are temples like mountains to you?*




---



---



---

## MOSES 1:2-3

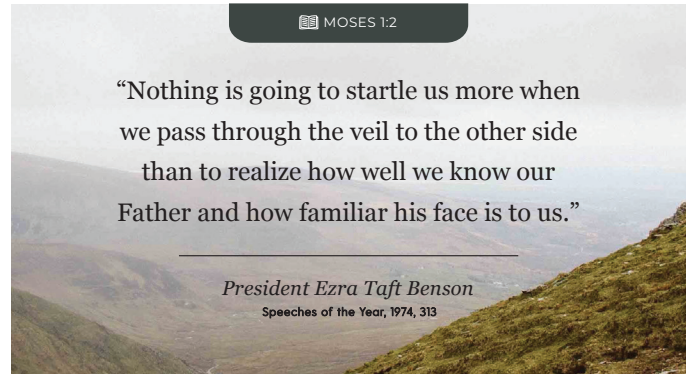
- Read verses 2 and 3 and underline or **mark** the things that stand out to you.
- What do you think it means that God and Moses spoke face-to-face?

---

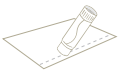


---

- President Ezra Taft Benson said:



*(If you would like, you can cut out this quote and put it in your scriptures. Just get a glue stick and make a thin line of glue along the left edge of this quote. Then stick the quote right into the binding of your scriptures)*



- As Moses spoke with God, God’s glory was upon Moses, and Moses beheld God’s glory. The word glory appears 13 times in this chapter. Can you mark all 13 times? You can mark them in a fun way, like drawing a sun over each time it says “**glory**.”

These are the verses you can find the word “glory”:

- |  |                                   |                                   |
|--|-----------------------------------|-----------------------------------|
| <input type="checkbox"/> verse 2           | <input type="checkbox"/> verse 14 | <input type="checkbox"/> verse 31 |
| <input type="checkbox"/> verse 5 (2 times) | <input type="checkbox"/> verse 15 | <input type="checkbox"/> verse 39 |
| <input type="checkbox"/> verse 9           | <input type="checkbox"/> verse 18 |                                   |
| <input type="checkbox"/> verse 11          | <input type="checkbox"/> verse 20 |                                   |
| <input type="checkbox"/> verse 13          | <input type="checkbox"/> verse 25 |                                   |

## MOSES 1:4-10

- Circle** what God told Moses in verse 4.
- Pause and imagine this moment. Moses was witnessing God’s great glory - Moses could not even be in God’s presence unless God put His glory upon Moses. Then God calls Moses “my son.” Imagine that moment! What was Moses learning about himself? What does this teach YOU about YOU?

---



---



---



---



Of this moment in Moses 4, Elder Brown said:



Read verses 5-10 and **mark**, underline, and **circle** the things that Moses learned and saw.

Since Moses saw a vision of this earth, you can draw a world next to verse 8 if you would like.



### MOSES 1:12-23

Satan then came to Moses, and this is an important story for you to understand. Watch what Satan does to try to deceive Moses, and watch how Moses resists him.

Read these verses and **mark** the things that stand out to you.

What does Satan call Moses in verse 12?

Son of \_\_\_\_\_

Why do you think Satan called Moses that?

---

---

---

Satan focused on Moses' mortal nature rather than his divine heritage by calling him "son of man" (v. 12). At this time, Moses would have felt physically weak (see v. 9), and Satan took advantage of this moment. Satan may have been saying, "See Moses? You are lying upon the ground - look at your mortal weaknesses. You are a son of man."

*How might Satan use these same tactics with you?*

---

---

In your own words, write how Moses responded to Satan in verses 13-18.

---

---

---

---

Why do you think Moses was able to detect Satan so easily (see verses 13-14)? What can you learn from this?

---

---

---

---

In what ways can you be like Moses when you are tempted?

---

---

---

---

Elder Jeffrey R. Holland used this story of Satan coming to Moses to teach this important principle. You should ALWAYS remember this principle;

MOSES 1:1-23

## Don't Let Your Guard Down

This experience is remarkable by every standard. It is one of the great revelations given in human history. It stands with the greatest accounts we have of any prophet's experience with divinity.

But Moses' message to you today is, "Don't let your guard down." Don't assume that a great revelation, some marvelous illuminating moment, or the opening of an inspired path is the end of it. Remember, it isn't over until it's over. What happened to Moses next, after his revelatory moment, would be ludicrous if it were not so dangerous and so absolutely true to form. In an effort to continue his opposition. . . Lucifer appeared and shouted in equal portions of anger and petulance after God had revealed himself to the prophet, saying, "Moses, worship me." But Moses was not having it. He had just seen the real thing, and by comparison this sort of performance was pretty dismal.

*Elder Jeffrey R. Holland*  
BYU SPEECHES - MARCH 2, 1999